




Fuzzy Stick Black Cat Mask


Instructions




1 Gather your supplies.




2 Cut black Fuzzy Sticks in half and coil to form round, flat spirals.




3 Glue the coils onto a Plastic Mask using a strong glue. Ask an adult for help if you chose to use a hot glue gun.
Tip: You might want to make smaller Fuzzy Stick coils to fill in gaps.



4 Coil a pink Fuzzy Stick into a flat triangular coil. Glue onto the mask as a nose.



5 For the ears cut (2) triangles out of pink foam sheet. Glue triangles to the backside of the mask. Line triangles with black Fuzzy Sticks.



6 Fold (2) Glitter Sticks in half glue the Glitter Sticks onto the sides of the nose as whiskers.
Your Cat mask is now complete!

Shopping List



Fuzzy Sticks Neon #16865



Fuzzy Sticks Black #16863



Glitter Sticks #16862



Plastic Masks #20558

Foam Sheet • Scissors

Strong Craft Glue or

Hot Glue Gun

**May require adult assistance

available at **Walmart**
Save money. Live better.